



Heading *for space*...



	340	386	390	400	426	466	486	496
<b>WEIGHTS &amp; DIMENSIONS</b>								
Berths	3	4	3	4	5	6	6	6
Overall Length (m)	5,00	5,50	5,70	5,90	6,20	6,40	6,70	6,70
External body length (m)	3,90	4,40	4,60	4,80	5,10	5,30	5,60	5,60
Internal length (m)	3,30	3,80	4,00	4,20	4,50	4,70	5,00	5,00
Overall height (m)	2,58	2,58	2,58	2,58	2,58	2,58	2,58	2,58
Internal height (m)	1,95	1,95	1,95	1,95	1,95	1,95	1,95	1,95
Overall width (m)	2,10	2,30	2,10	2,10	2,30	2,30	2,30	2,30
Internal width (m)	1,95	2,15	1,95	1,95	2,15	2,15	2,15	2,15
Empty weight (Kg.)	640	790	730	770	890	920	975	970
Mass in running order (Kg.) +/-5%	667	817	757	797	917	947	1012	1007
Maxi authorised weight (Kg.)	1000	1100	1000	1000	1100	1200	1300	1300
Administrative payload increase (Kg.)	750	1300	-	-	1200/1300	1300	-	-
Technical payload increase (Kg.)	-	-	1100/1200/1300	1100/1200/1300	-	-	1500	1500
Awning Length (m) +/- 5%	7,77	8,27	8,47	8,67	8,97	9,17	9,47	9,47
Spare wheel dimensions	185/70 R14	175/R14C	185/70 R14	185/70 R14	175R14C	175R14C	175R14C	175R14C
<b>CHASSIS</b>								
Shockabsorbers	P	P	P	P	P	P	P	P
ALKO Safety coupling	P	P	P	P	P	P	P	P
Alloy wheels (16kg.)	O	O	O	O	O	O	O	O
Opening windows	3	5	3	4	5	5	5	6
Spare wheel in gas locker	P	P	P	P	P	P	P	P
Spare wheel	P	P	P	P	P	P	P	P
Ext. storage access (75x30cm)	P	P	P	P	P	P	P	P
Hold for bikes (105x65cm)	-	S	-	-	S	S	S	-
Hold for bikes (105x105cm)	-	-	-	-	-	-	-	S

S: Standard / O: Optional / -: Not available / P: Pack

	340	386	390	400	426	466	486	496
<b>EQUIPMENT</b>								
CARAHEAT (2kg.)	O	O	O	O	O	-	-	-
Blown air heating 12V (4kg.)	-	-	-	-	-	O	O	O
Leisure Air-conditioning preparation	-	S	S	S	S	S	S	S
Factory fitted Air-conditioning (30kg.)	-	O	O	O	O	O	O	O
Trumatic water heater 5L (4kg.)	O	O	O	O	O	O	O	O
Entrance mosquito net complete door (3kg.)	O	O	O	O	O	O	O	O
Skylight 70x50 (cm) (2kg.)	O	O	O	O	O	O	O	O
Spotlights for reading	O	O	O	O	O	O	O	O
Premium decor (SAIGON)	O	O	O	O	O	O	O	O
<b>KITCHEN</b>								
Refrigerator 85L	S	-	S	S	S	S	-	-
Compressor refrigerator XL Freeze 150L (15kg.)	-	S	-	-	O	O	S	S
Fresh water tank 25L	S	S	S	S	S	S	S	-
Fresh water tank 50L	-	-	-	-	-	-	-	S
Waste water tank 30L (wheeled) (5kg.)	O	O	O	O	O	O	O	O
<b>BATHROOM</b>								
Manual Thetford cassette toilet	-	-	-	-	S	S	-	-
Electrical Thetford cassette toilet	-	S	S	S	-	-	S	S
Shower tray	-	S	S	S	S	S	S	S
Shower with flexible hose (2kg.)	-	O	O	O	O	O	O	P
Curtain	-	-	-	-	-	-	-	P
Shower column	-	-	-	-	-	-	-	P
<b>BEDROOM</b>								
Dimensions front bed (cm)	140x195	150\145 x210	140x195	140x195	140x210	140x210	140x210	140x210
Dimensions centre bed (cm)	-	-	-	100x170	110\95x170	110x170	100 x 170	100x170
Dimensions rear bed (cm)	85\60x190	(75x210)x2	125\100 x190	-	(77\60x210) x2	(75x210) x2	(75x210)x2	(85x185)x2
<b>ELECTRICAL INSTALLATION</b>								
Sockets 230V	S 1	S 2	S 2	S 2	S 2	S 2	S 2	S 2
Leisure Battery preparation (2kg.)	O	S	O	O	O	O	S	S

## EQUIPMENT SERIE

### CHASSIS

- Wheel trims
- Awning light
- GRP Roof, Front, Back & Under-floor
- XPS Insulation

### EQUIPMENT

- TRUMATIC 3004 Gasheater
- Combined blinds & fly nets
- TV-preparation (socket and cable)
- LED lighting

### KITCHEN

- Stainless steel sink & 3 burners
- LED lighting

### BEDROOM

- Comfort mattresses (12cm)

### ELECTRICAL INSTALLATION

- Transformer / charger module 230V/12V including ground fault circuit breaker

### PACK TRAVEL + (24kg)

- Shockabsorbers
- ALKO Safety coupling
- Ext. storage access (100x40cm)
- Spare wheel
- Support for spare wheel

### PACK AMBITION (16kg)

- Trumatic water heater 5L
- Entrance mosquito net complete door
- Skylight Midi-Heki 70x50cm
- Waste water tank 30L (wheeled)
- Shower with flexible hose
- Flexible LED spotlights

# ANTARÈS STYLE

CARAVELAIR COLLECTION 2020

	386	390	400	410	450	455	460	466	470	476	486
<b>WEIGHTS &amp; DIMENSIONS</b>											
Berths	4	4	4	4	4	4	4	6	4	6	6
Overall Length (m)	5,50	5,70	5,90	5,90	6,40	6,40	6,70	6,40	6,70	6,40	6,70
External body length (m)	4,42	4,62	4,82	4,83	5,32	5,32	5,62	5,32	5,62	5,32	5,62
Internal length (m)	3,80	4,00	4,20	4,20	4,70	4,70	5,00	4,70	5,00	4,70	5,00
Overall height (m)	2,58	2,58	2,58	2,58	2,58	2,58	2,58	2,58	2,58	2,58	2,58
Internal height (m)	1,95	1,95	1,95	1,95	1,95	1,95	1,95	1,95	1,95	1,95	1,95
Overall width (m)	2,30	2,10	2,10	2,30	2,30	2,30	2,10	2,30	2,30	2,30	2,30
Internal width (m)	2,15	1,95	1,95	2,15	2,15	2,15	1,95	2,15	2,15	2,15	2,15
Empty weight (Kg.)	880	850	870	920	960	960	940	1020	1010	1040	1090
Mass in running order (Kg.) +/-5%	907	877	897	947	991	991	971	1051	1041	1071	1123
Maxi authorised weight (Kg.)	1200	1200	1300	1300	1300	1300	1300	1300	1300	1300	1300
Administrative payload increase (Kg.)	1300	1300	-	-	1500	1500	-	1500	1500	1500	-
Technical payload increase (Kg.)	-	-	-	-	-	-	-	-	-	-	1500
Awning Length (m) +/- 5%	8,54	8,74	8,94	8,94	9,44	9,44	9,74	9,44	9,74	9,44	9,74
Spare wheel dimensions	175R14C	175R14C	175R14C	195/70R14	175 R14 C	175R14C	175R14C	175R14C	175 R14 C	175 R14 C	185R14C
<b>CHASSIS</b>											
ALKO Trailer Stability Control (ATC) (5kg.)	O	O	O	O	O	O	O	O	O	O	O
Heavy duty corner steadies (6kg.)	O	O	O	O	O	O	O	O	O	O	O
Alloy wheels (16kg.)	O	O	O	O	O	O	O	O	O	O	O
Opening windows	6	4	4	5	5	6	5	5	6	6	6
Front window (3kg.)	S	S	S	S	O	S	-	S	O	S	S
Spare wheel (16kg.)	O	O	O	O	O	O	O	O	O	O	O
Hold for bikes (105x65cm)	S	-	-	-	-	-	-	-	-	S	S
Hold for bikes (170x55cm)	-	-	-	-	-	-	-	S	-	-	-

S: Standard / O: Optional / -: Not available / P: Pack

	386	390	400	410	450	455	460	466	470	476	486
<b>EQUIPMENT</b>											
CARAHEAT (2kg.)	O	-	-	-	-	-	S	-	-	-	-
Blown air heating 12V (4kg.)	-	O	O	O	S	S	-	S	S	S	S
ULTRA HEAT (2kg.)	-	O	O	O	O	O	-	-	O	O	O
Factory fitted Air-conditioning (30kg.)	O	O	O	O	O	O	O	O	O	O	O
Entrance mosquito net complete door (3kg.)	O	O	O	O	O	O	O	O	O	O	O
Storage bag	-	S 2	S 1	-	-	S 2	-	S 1	-	S 2	S 1
<b>KITCHEN</b>											
Spice rack	-	-	S	S	-	-	S	S	S	S	S
Refrigerator 85L	-	S	S	S	S	S	-	S	S	S	-
Compressor refrigerator XL Freeze 150L (15kg.)	S	-	-	-	-	O	-	O	O	O	S
Refrigerator 140L (8kg.)	-	-	O	O	-	-	S	-	-	-	-
Fresh water tank 25L	S	-	-	-	-	-	-	-	-	-	-
Fresh water tank 50L	-	S	S	S	S	S	S	S	S	S	S
<b>BATHROOM</b>											
Manual Thetford cassette toilet	-	-	-	-	-	-	-	S	-	-	-
Electrical Thetford cassette toilet	S	S	S	S	S	S	S	-	S	S	S
Shower with flexible hose (2kg.)	S	-	S	S	S	S	S	S	S	S	S
Shower column + Curtain + Shower with flexible hose (7kg.)	-	O	-	O	-	O	-	-	-	O	-
<b>BEDROOM</b>											
Dimensions front bed (cm)	150\145 x210	140x200	140x195	200x140	(85x195) & (85x200) or 195x210	140x200	140x195	140x210	150x200	140x200	140x210
Dimensions centre bed (cm)	-	-	100x170	-	-	-	100x170	110x170	-	110x185	130x170
Dimensions rear bed (cm)	(75x210) x2	190x125\110	-	185x110	100x210	120/150 x210	-	(75x180) & (75x210)	110/120 x210	75x215 (x2)	(75x210) x2
Bed gas strut	-	S	S	S	S	S	S	S	S	S	S
<b>ELECTRICAL INSTALLATION</b>											
Sockets 230V	S 3	S 3	S 3	S 5	S 4	S 4	S 4	S 5	S 4	S 5	S 5
Leisure Battery preparation (2kg.)	S	O	O	O	O	O	O	O	O	O	S
Electrical floor heating (5kg.)	-	-	O	O	O	O	-	-	O	O	-

## EQUIPMENT SERIE

### CHASSIS

- Longer corner-steadies
- Wheel trims
- Awning light
- 3rd brake light
- Curved ABS front with rounded front-window and integrated gas locker
- Support for spare wheel in gas locker
- Exclusive IRP Insulation

### EQUIPMENT

- TRUMATIC 3004 Gasheater
- Factory fitted Air-conditioning
- Combined blinds & fly nets
- TV-preparation (socket and cable)

### KITCHEN

- Stainless steel sink & 3 burners

### BATHROOM

- Shower tray

### ELECTRICAL INSTALLATION

- Transformer / charger module 230V/12V including ground fault circuit breaker

## PACK SPORTING (2kg)

- Alloy wheels
- Entrance mosquito net complete door

## PACK CAMPER (39kg)

- Ultra heat
- Factory fitted Air-conditioning
- Electrical floor heating

## ALL-INCLUSIVE PACK STYLE

- ALKO Safety coupling
- White GRP side-panels
- Trumatic water heater 5L + Shower with flexible hose
- Skylight (70x50cm)
- Ext. storage access
- LED lighting in storages / under the kitchen's worktop
- Waste water tank 30L (wheeled)
- Comfort mattresses (15cm) + Superior fabrics
- Two-colored cupboard doors
- Superior front door
- Spotlights for reading with USB
- Control Panel

	465	490	492	496	516
<b>WEIGHTS &amp; DIMENSIONS</b>					
Berths	4	4	4	6	6
Overall Length (m)	6,45	6,75	6,75	6,95	6,95
External body length (m)	5,32	5,62	5,62	5,82	5,82
Internal length (m)	4,70	5,00	5,00	5,20	5,20
Overall height (m)	2,58	2,58	2,58	2,58	2,58
Internal height (m)	1,95	1,95	1,95	1,95	1,95
Overall width (m)	2,30	2,30	2,30	2,30	2,30
Internal width (m)	2,15	2,15	2,15	2,15	2,15
Empty weight (Kg.)	1050	1110	1130	1180	1170
Mass in running order (Kg.) +/-5%	1069	1129	1149	1199	1189
Maxi authorised weight (Kg.)	1300	1500	1500	1500	1500
Technical payload increase (Kg.)	1500	-	-	1700	1700
Awning Length (m) +/- 5%	9,44	9,74	9,74	9,94	9,94
Spare wheel dimensions	175R14C	175R14C	175R14C	175R14C	175R14C
<b>CHASSIS</b>					
ALKO Trailer Stability Control (ATC) (5kg.)	O	O	O	O	O
Alloy wheels (16kg.)	O	O	O	O	O
Opening windows	6	7	8	7	6
Front window (3kg.)	S	O	S	S	S
Spare wheel (16kg.)	O	O	O	O	O
A-frame cover (2kg.)	O	O	O	O	O
Hold for bikes (170x55cm)	-	-	-	-	S
Hold for bikes (105x105cm)	-	-	-	S	-
Bicycle racks	S	S	S	S	-

	465	490	492	496	516
<b>EQUIPMENT</b>					
ULTRA HEAT (2kg.)	O	O	O	O	O
Factory fitted Air-conditioning (30kg.)	O	O	O	O	O
Trumatic water heater 5L	S	S	S	-	S
Trumatic water heater 10L (230V/GAZ) (7kg.)	-	-	-	O	O
Trumatic water heater 14L	-	-	-	S	-
Skylight Heki 2 (2kg.)	O	O	O	-	-
Storage bag	S 2	-	-	S 4	S 4
Carpet	O	O	O	O	O
Comfort Kit	O	O	O	-	-
<b>BATHROOM</b>					
Shower with flexible hose	S	S	S	-	S
Curtain (2kg.)	-	O	O	-	-
Seperated shower	-	-	-	S	-
Shower column + curtain + flexible hose (7kg.)	O	-	-	-	O
<b>BEDROOM</b>					
Dimensions front bed (cm)	140x200	150x200	(85x195) & (85x200) or 195x210	140x210	140x200
Dimensions centre bed (cm)	-	-	-	180x130	190x110
Dimensions rear bed (cm)	105/150x210	110/120x210	130/120x210	(80x190)x2	(80x185)x2
Comfort mattresses (15 cm)	S	S	S	S	S
<b>ELECTRICAL INSTALLATION</b>					
Sockets 230V	S 4	S 4	S 4	S 6	S 6
Electrical floor heating (5kg.)	O	O	O	O	O

## EQUIPMENT SERIE

### CHASSIS

- Shockabsorbers
- ALKO Safety coupling
- Longer corner-steadies
- Wheel trims
- Awning light
- 3rd brake light
- Ext. storage access (100x40cm)
- Exclusive IRP Insulation

### EQUIPMENT

- TRUMATIC 3004 Gasheater
- Blown air heating 12V
- Leisure Air-conditioning preparation
- Combined blinds & fly nets
- Entrance mosquito net complete door
- Skylight 70x50 (cm)
- TV-preparation (socket and cable)
- Metallic articulated TV support
- Illuminated mirror
- LED lighting

### KITCHEN

- Stainless steel sink & 3 burners
- Compressor refrigerator XL Freeze 150L
- Fresh water tank 50L
- Waste water tank 30L (wheeled)
- Spice rack
- LED lighting

### BATHROOM

- Shower tray
- Electrical Thetford cassette toilet

### BEDROOM

- Bed gas strut
- LED lighting

### ELECTRICAL INSTALLATION

- Transformer / charger module 230V/12V including ground fault circuit breaker
- Control Panel
- Leisure Battery preparation (2kg.)

## PACK CAMPER (39kg.)

- Ultra heat
- Factory fitted Air-conditioning
- Electrical floor heating



# ALLEGRA OPTIMA

	560	562
<b>WEIGHTS &amp; DIMENSIONS</b>		
Berths	4	4
Overall Length (m)	7,80	7,80
External body length (m)	6,58	6,58
Internal length (m)	5,80	5,80
Overall height (m)	2,58	2,58
Internal height (m)	1,95	1,95
Overall width (m)	2,30	2,30
Internal width (m)	2,15	2,15
Empty weight (Kg.)	1520	1530
Mass in running order (Kg.) +/-5%	1537	1547
Maxi authorised weight (Kg.)	1900	1900
Awning Length (m) +/- 5%	10,47	10,47
Spare wheel dimensions	195 R14 C	195 R14 C
<b>CHASSIS</b>		
ALKO Trailer Stability Control (ATC) (5kg.)	O	O
Opening windows	7	7
<b>EQUIPMENT</b>		
Factory fitted Air-conditioning (30kg.)	O	O
Carpet	O	O
<b>BEDROOM</b>		
Dimensions front bed (cm)	140/150x210	140/150x210
Dimensions rear bed (cm)	150x200	85x195 & 85x210
Bed make-up system with slats retained on track	-	S
<b>ELECTRICAL INSTALLATION</b>		
Sockets 230V	S 6	S 6
USB	S 2	S 2
Electrical floor heating (5kg.)	O	O

## EQUIPMENT SERIE

### CHASSIS

- Shockabsorbers
- ALKO Safety coupling
- Heavy duty corner steadies
- Alloy wheels
- Awning light
- 3rd brake light
- Spare wheel
- Ext. storage access (100x40cm) (x2)
- Electric footboard
- Hartal XL front door (61 cm)
- Exclusive IRP Insulation

### EQUIPMENT

- COMBI 6E Gasheater / Waterheater
- Blown air heating 12V
- Leisure Air-conditioning preparation
- Combined blinds & fly nets
- Entrance mosquito net complete door
- Skyview window
- Skylight Heki 2
- Skylight 50x70cm
- TV-preparation (socket and cable)
- Metallic articulated TV support
- Exterior TV socket
- LED lighting

### KITCHEN

- Stainless steel sink & 3 burners
- Exterior gas socket
- Extractor hood
- Oven
- 140L Slim Tower Fridge
- Fresh water tank 50L
- Waste water tank 30L (wheeled)
- Spice rack
- LED lighting

### BATHROOM

- Electrical Thetford cassette toilet
- Separated shower
- Exterior water socket

### BEDROOM

- Slatted bed bases
- Bed gas strut
- Comfort mattresses (17 cm)
- Bedspread
- LED lighting

### ELECTRICAL INSTALLATION

- Transformer / charger module 230V/12V including ground fault circuit breaker
- Control Panel with Truma I-Net
- Leisure Battery preparation
- Truma I-Box for smartphone
- Satellite dish preparation
- Solar panel preparation

## LAYOUTS

### ALBA



ALBA 340 • 3,30 x 1,95 m



ALBA 386 FAMILY • 3,80 x 2,15 m



ALBA 390 • 4,00 x 1,95 m



ALBA 400 • 4,20 x 1,95 m



ALBA 426 FAMILY • 4,50 x 2,15 m



ALBA 466 FAMILY • 4,70 x 2,15 m




ALBA 486 FAMILY • 5,00 x 2,15 m



ALBA 496 FAMILY • 5,00 x 2,15 m

LAYOUTS

ANTARÈS STYLE




ANTARÈS STYLE 386 FAMILY • 3,80 x 2,15 m




ANTARÈS STYLE 390 • 4,00 x 1,95 m



ANTARÈS STYLE 400 • 4,20 x 1,95 m



ANTARÈS STYLE 410 • 4,20 x 2,15 m



ANTARÈS STYLE 450 • 4,70 x 2,15 m



ANTARÈS STYLE 455 • 4,70 x 2,15 m



ANTARÈS STYLE 460 • 5,00 x 1,95 m



ANTARÈS STYLE 466 FAMILY • 4,70 x 2,15 m



ANTARÈS STYLE 470 • 5,00 x 2,15 m



ANTARÈS STYLE 476 FAMILY • 4,70 x 2,15 m




ANTARÈS STYLE 486 FAMILY • 5,00 x 2,15 m

LAYOUTS

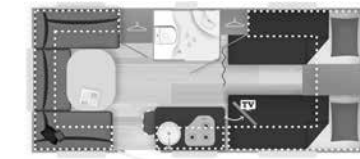
ARTICA



ARTICA 465 • 4,70 x 2,15 m



ARTICA 490 • 5,00 x 2,15 m



ARTICA 492 • 5,00 x 2,15 m

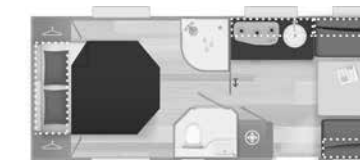


ARTICA 496 FAMILY • 5,20 x 2,15 m



ARTICA 516 FAMILY • 5,20 x 2,15 m

ALLEGRA OPTIMA



ALLEGRA OPTIMA 560 • 5,80 x 2,15 m



ALLEGRA OPTIMA 562 • 5,80 x 2,15 m

Heading *for space*...



*by* **TRIGANO**

TRIGANO VDL - CUSTOMER SERVICE CENTER 130 route de Lamastre - 07300 Tournon-sur-Rhône - France  
[www.caravelair-caravans.com](http://www.caravelair-caravans.com)