

Heading **for space...**



WHERE WILL FREEDOM TAKE YOU?

caravelair-caravans.com

ALBA

	340	390	426	496
WEIGHTS & DIMENSIONS				
Berths	3	3	5	6
Overall Length (m)	5,00	5,70	6,20	6,70
External body length (m)	3,90	4,60	5,10	5,60
Internal length (m)	3,30	4,00	4,50	5,00
Overall height (m) / Internal height (m)	2,58/1,95	2,58/1,95	2,58/1,95	2,58/1,95
Overall width (m)	2,10	2,10	2,30	2,30
Internal width (m)	1,95	1,95	2,15	2,15
Empty weight (Kg.)	630	730	890	1000
Mass in running order (Kg. +/-5%)	657	757	917	1027
Maxi authorised weight (Kg.)	750/850/1000	850/900/1000	1000/1100/1300	1100/1200/1300
Awning Length (m) +/- 5%	7,77	8,47	8,97	9,47
Spare wheel dimensions	185/70R14	185/70R14	175R14C	175R14C
CHASSIS				
Shockabsorbers	○	○	○	○
ALKO Safety coupling	○	○	○	○
Spare wheel	○	○	○	○
Ext. storage access (75x30cm)	○	○	○	○
Hold for bikes (100x52cm)	-	-	S	-
Opening windows	3	3	5	6
EQUIPMENT				
Skylight 70x50 (cm)	○	○	○	○
Trumatic water heater 5L	-	-	-	○
TRUMA 3004 Gasheater	○	○	○	○
CARAHEAT	○	○	○	○
Leisure Air-conditioning preparation	-	S	S	S
Factory fitted Air-conditioning	-	○	○	○

S: Standard / O: Optional / -: Not available

CARAVELAIR COLLECTION 2019

	340	390	426	496
KITCHEN				
Refrigerator 85L	S	S	○	S
Compressor refrigerator XL Freeze 150L	-	-	○	○
Waste water tank 30L (wheeled)	○	○	○	S
Fresh water tank 50L	-	-	-	○
BATHROOM				
Shower tray	-	S	S	S
Curtain	-	-	-	S
Shower with flexible hose	-	-	○	-
Shower column with flexible hose	-	-	-	○
Thetford cassette toilet	-	S (Electric)	S (Manual)	S (Electric)
BEDROOM				
Dimensions front bed (cm)	140x195	140x195	140x210	140x210
Dimensions centre bed (cm)	-	-	110/95x170	100x170
Dimensions rear bed (cm)	85/60x190	125x100x190	(77/60x210)x2	(85x185)x2
ELECTRICAL INSTALLATION				
Sockets 230V	S 1	S 2	S 2	S 2

EQUIPMENT SERIE

CHASSIS

- GRP Roof
- Exclusive IRP Insulation
- Awning light

EQUIPMENT

- Combined blinds & fly nets
- LED ceiling

KITCHEN

- Stainless steel sink & 3 burners
- Fresh water tank 25L
- LED lighting

BATHROOM

- LED lighting

BEDROOM

- Comfort mattresses (12cm)

ELECTRICAL INSTALLATION

- Transformer / charger module 230V/12V including ground fault circuit breaker

PACK TRAVEL (8kg)

- Shockabsorbers
- ALKO Safety coupling
- Ext. storage access (100x40cm)

ANTARÈS

	335	386	395	400	420	450	455	460	466	470	476	486
WEIGHTS & DIMENSIONS												
Berths	2	4	4	4	4	4	4	4	6	4	6	6
Overall Length (m)	5	5,50	5,70	5,90	5,90	6,40	6,40	6,70	6,40	6,70	6,40	6,70
External body length (m)	3,92	4,42	4,62	4,82	4,83	5,32	5,32	5,62	5,32	5,62	5,32	5,62
Internal length (m)	3,30	3,80	4,00	4,20	4,20	4,70	4,70	5,00	4,70	5,00	4,70	5,00
Overall height (m) / Internal height (m)	2,58/1,95	2,58/1,95	2,58/1,95	2,58/1,95	2,58/1,95	2,58/1,95	2,58/1,95	2,58/1,95	2,58/1,95	2,58/1,95	2,58/1,95	2,58/1,95
Overall width (m)	2,10	2,30	2,30	2,10	2,30	2,30	2,30	2,10	2,30	2,30	2,30	2,30
Internal width (m)	1,95	2,15	2,15	1,95	2,15	2,15	2,15	1,95	2,15	2,15	2,15	2,15
Empty weight (Kg.)	680	830	860	820	860	940	920	910	960	990	980	1045
Mass in running order (Kg.) +/-5%	707	857	887	847	887	967	947	937	987	1017	1007	1087
Massa complessiva stimata (Kg.)	750/850/1000	950/1050/1200	950/1100/1300	900/1000/1300	1050/1150/1200	1100/1200/1500	1100/1200/1500	1000/1100/1300	1100/1200/1500	1100/1200/1500	1100/1200/1500	1150/1300/1500
Sviluppo veranda (m)	8,04	8,54	8,74	8,94	8,67	9,44	9,44	9,74	9,44	9,74	9,44	9,74
Dimensioni ruota di scorta	185/70R14	175R14C	175R14C	175R14C	195/70R14	175R14 C	175R14C	175R14C	175R14C	175R14 C	175R14 C	185R14C
CHASSIS												
Shockabsorbers	O	O	O	O	O	O	O	O	O	O	O	O
ALKO Safety coupling	O	O	O	O	O	O	O	O	O	O	O	O
ALKO Trailer Stability Control (ATC)	O	O	O	O	O	O	O	O	O	O	O	O
Heavy duty corner steadies	O	O	O	O	O	O	O	O	O	O	O	O
Alloy wheels	O	O	O	O	O	O	O	O	O	O	O	O
Opening windows	4	6	4	4	5	5	6	5	6	6	6	6
Front window	S	S	S	O	S	-	S	-	S	O	S	S
ABS light support	S	S	S	S	S	S	S	S	S	S	S	S
Spare wheel in gas locker	O	S	S	S	O	S	S	S	S	S	S	S
A-frame cover	O	O	O	O	O	O	O	O	O	O	O	O
Ext. storage access (75x30cm)	O	O	-	-	-	-	-	-	-	-	-	-
Ext. storage access (100x40cm)	-	-	O	O	O	O	O	O	O	O	O	O
Hold for bikes (100x65cm)	-	S	-	-	-	-	-	-	-	-	S	-
Hold for bikes (170x55cm)	S	-	-	-	-	-	-	-	-	-	-	S
Leisure Air-conditioning preparation	-	S	S	S	S	S	S	S	S	S	S	S
Factory fitted Air-conditioning	-	O	O	O	O	O	O	O	O	O	O	O

S: Standard / O: Optional / -: Not available

	335	386	395	400	420	450	455	460	466	470	476	486
EQUIPMENT												
CARAHEAT	-	O	O	O	-	O	O	O	O	-	-	O
Blown air heating 12V	-	-	O	-	O	O	O	-	O	O	O	O
Ultra heat	-	-	O	O	O	O	O	-	O	O	O	O
Trumatic water heater 5L	O	O	O	O	O	O	O	O	O	O	O	O
Entrance mosquito net complete door	O	O	O	O	O	O	O	O	O	O	O	O
Skylight 70x50 (cm)	O	O	O	O	O	O	O	O	O	O	O	O
Mast	O	O	O	O	O	O	O	O	O	O	O	O
Storage bag	-	-	S 2	S 1	-	-	S 2	-	S 1	-	S 2	S 1
KITCHEN												
Refrigerator 85L	S (70L)	S	S	S	S	S	S	S	S	S	S	O
Compressor refrigerator XL Freeze 150L	-	O	-	-	O	O	O	-	O	O	O	S
Refrigerator 140L	-	-	O	O	-	-	-	O	-	-	-	-
Fresh water tank 50L	-	O	O	O	O	O	O	O	O	O	O	O
Waste water tank 30L (wheeled)	O	S	S	S	S	S	S	S	S	S	S	S
Spice rack	S	-	-	S	S	-	-	S	S	S	S	S
BATHROOM												
Shower with flexible hose	O	O	-	O	S	O	-	O	O	O	-	O
Shower column + curtain + flexible hose	-	-	O	-	O	-	O	-	-	-	O	-
BEDROOM												
Dimensions front bed (cm)	180x195 or 120x195	150/145 x210	140x200	140x195	200x140	(85x195) & (85x200) or 195x210	140x200	140x195	140x210	150x200	185x100	140x210
Dimensions centre bed (cm)	-	-	-	100x170	-	-	-	100x170	110x170	-	-	130x170
Dimensions rear bed (cm)	-	(75x210) x2	170x110	-	190x120	100x210	120/150 x210	-	(75x180) & (75x210)	110/120 x210	(210x75) x2	(75x210) x2
Comfort mattresses (12 cm)	S	S	S	S	S	S (15cm)	S	S	S	S	S	S
ELECTRICAL INSTALLATION												
Sockets 230V	S 3	S 3	S 3	S 3	S 5	S 4	S 4	S 4	S 5	S 4	S 5	S 5
Leisure Battery preparation	O	O	O	O	O	O	O	O	O	O	O	O
Electrical floor heating	-	-	O	O	O	O	O	-	-	O	O	-

EQUIPMENT SERIE

CHASSIS

- Longer corner-steadies
- Wheel trims
- Awning light
- ABS front gas locker
- GRP Roof
- Exclusive IRP Insulation

EQUIPMENT

- TRUMATIC 3004 Gasheater
- Combined blinds & fly nets
- TV-preparation (socket and cable)

KITCHEN

- Stainless steel sink & 3 burners
- Fresh water tank 25L

BATHROOM

- Electrical Thetford cassette toilet
- Shower tray

BEDROOM

- Bed gas strut

ELECTRICAL INSTALLATION

- Transformer / charger module 230V/12V including ground fault circuit breaker

PACK TRAVEL (8kg)

- Shockabsorbers
- ALKO Safety coupling
- Ext. storage access (100x40cm)

PACK SPORTING (4kg)

- Alloy wheels
- Entrance mosquito net complete door
- A-frame cover

PACK STYLE (45kg)

- Shockabsorbers
- ALKO Safety coupling
- White GRP side-panels
- Trumatic water heater 5L + Shower with flexible hose
- Skylight (70x50cm)
- Ext. storage access
- LED lighting in storages / under the kitchen's worktop
- Waste water tank 30L (wheeled)
- Comfort mattresses (15cm) + Superior fabrics
- Two-colored cupboard doors
- Superior front door
- Spotlights for reading with USB

PRICE 3800€ 1900€

	420	450	465	470	496	516
WEIGHTS & DIMENSIONS						
Berths	4	4	4	4	6	6
Overall Length (m)	5,95	6,75	6,45	6,75	6,95	6,95
External body length (m)	4,82	5,62	5,32	5,62	5,82	5,82
Internal length (m)	4,20	5,00	4,70	5,00	5,20	5,20
Overall height (m) / Internal height (m)	2,58/1,95	2,58/1,95	2,58/1,95	2,58/1,95	2,58/1,95	2,58/1,95
Overall width (m)	2,30	2,30	2,30	2,30	2,30	2,30
Internal width (m)	2,15	2,15	2,15	2,15	2,15	2,15
Empty weight (Kg.)	980	1100	1020	1100	1150	1150
Mass in running order (Kg.) +/-5%	1032	1152	1072	1152	1202	1202
Maxi authorised weight (Kg.)	1100/1200/1500	1200/1300/1500	1150/1300/1500	1200/1300/1500	1300/1500	1300/1500
Technical payload increase (Kg.)	-	-	-	-	○ 1500/1700kg	○ 1500/1700kg
Awning Length (m) +/- 5%	8,94	9,74	9,44	9,74	9,94	9,94
Spare wheel dimensions	175R14C	175R14C	175R14C	175R14C	175R14C	175R14C
CHASSIS						
ALKO Trailer Stability Control (ATC)	○	○	○	○	○	○
Heavy duty corner steadies	○	○	○	○	○	○
Alloy wheels	○	○	○	○	○	○
Opening windows	5	8	6	7	7	6
Front window	S	S	S	○	S	S
Spare wheel in gas locker	○	○	○	○	○	○
A-frame cover	○	○	○	○	○	○
Hold for bikes (100x65cm)	-	-	-	-	-	S
Hold for bikes (105x105cm)	-	-	-	-	S	-
Factory fitted Air-conditioning	○	○	○	○	○	○

	420	450	465	470	496	516
EQUIPMENT						
Ultra heat	○	○	○	○	○	○
Trumatic water heater 5L	S	S	S	S	-	S
Trumatic water heater 10L (230V/GAZ)	○	○	○	○	S	○
Mast	○	○	○	○	○	○
Storage bag	S 2	-	S 2	-	S 4	S 4
Carpet	-	○	○	○	○	○
Comfort Kit	○	○	○	○	○	○
KITCHEN						
Fresh water tank 50L	○	○	○	○	○	○
BATHROOM						
Curtain	-	○	-	○	-	-
Shower with flexible hose	S	S	S	S	-	S
Shower column + flexible hose + curtain	○	-	○	-	-	○
Shower column	-	-	-	-	S	-
Seperated shower	-	-	-	-	S	-
BEDROOM						
Dimensions front bed (cm)	200x140	(85x195) & (85x200) or 195x210	140x200	150x200	140x210	140x200
Dimensions centre bed (cm)	-	-	-	-	180x130	190x110
Dimensions rear bed (cm)	190x120	130/120x210	110/120x210	110/120x210	(80x190)x2	(80x185)x2
ELECTRICAL INSTALLATION						
Sockets 230V	S 4	S 4	S 4	S 4	S 6	S 6
Leisure Battery preparation	○	○	○	○	○	○
Electrical floor heating	○	○	○	○	○	○

EQUIPMENT SERIE

CHASSIS

- Shockabsorbers
- ALKO Safety coupling
- Longer corner-steadies
- Wheel trims
- Awning light
- 3rd brake light
- Ext. storage access (100x40cm)
- Leisure Air-conditioning preparation
- GRP under-floor
- GRP roof, walls & under-floor
- Exclusive IRP Insulation
- Bicycle racks

EQUIPMENT

- TRUMATIC 3004 Gasheater
- Blown air heating 12V
- Combined blinds & fly nets
- Skylight 70x50 (cm)
- TV-preparation (socket and cable)
- Metallic articulated TV support
- Illuminated mirror
- LED lighting

KITCHEN

- Stainless steel sink & 3 burners
- Compressor refrigerator XL Freeze 150L
- Fresh water tank 25L
- Waste water tank 30L (wheeled)
- Spice rack
- LED lighting

BATHROOM

- Electrical Thetford cassette toilet
- Shower tray

BEDROOM

- Bed gas strut
- Comfort mattresses (15 cm)
- LED lighting

ELECTRICAL INSTALLATION

- Transformer / charger module 230V/12V including ground fault circuit breaker
- Control Panel
- USB

PACK SPORTING (4kg)

- Alloy wheels
- Entrance mosquito net complete door
- A-frame cover

PACK CAMPER (39kg)

- Electrical floor heating
- Factory fitted Air-conditioning
- Ultra Heat

ALLEGRA

CARAVELAIR COLLECTION 2019

	450	470	475	536
WEIGHTS & DIMENSIONS				
Berths	4	4	4	6
Overall Length (m)	7,00	7,00	7,00	7,60
External body length (m)	5,78	5,78	5,78	6,38
Internal length (m)	5,00	5,00	5,00	5,60
Overall height(m) / Internal height (m)	2,58/1,95	2,58/1,95	2,58/1,95	2,58/1,95
Overall width (m)	2,30	2,30	2,30	2,30
Internal width (m)	2,15	2,15	2,15	2,15
Empty weight (Kg.)	1175	1160	1160	1315
Mass in running order (Kg.) +/-5%	1197	1182	1182	1346
Maxi authorised weight (Kg.)	1400/1500	1350/1500	1350/1500	1500/1600/1800
Technical payload increase KG	○ 1500/1700kg	○ 1500/1700kg	○ 1500/1700kg	-
Awning Length (m) +/- 5%	9,67	9,67	9,67	10,27
Spare wheel dimensions	175R14C	175R14C	175R14C	195R14C
CHASSIS				
ALKO Trailer Stability Control (ATC)	○	○	○	○
Alloy wheels	○	○	○	○
Opening windows	8	8	6	7
Spare wheel in gas locker	○	○	○	○
Hold for bikes (105x105cm)	-	-	-	S
Factory fitted Air-conditioning	○	○	○	○

	450	470	475	536
EQUIPMENT				
Ultra heat	○	○	○	○
Trumatic water heater 5L	S	S	S	-
Trumatic water heater 10L (230V/GAZ)	-	-	○	○
Trumatic water heater 14L	-	-	-	S
Entrance mosquito net complete door	○	○	○	○
Skylight Heki 2	○	○	○	○
Mast	○	○	○	○
Carpet	○	○	○	○
Storage bag	-	-	S 2	S 4
Comfort Kit	○	○	○	○
KITCHEN				
Fresh water tank 50L	○	○	○	○
Spice rack	S	-	S	S
BATHROOM				
Shower with flexible hose	S	S	-	-
Curtain	○	○	-	-
Shower column + flexible hose + tray	-	-	S	S
Seperated shower	-	-	S	-
Ventilated skylight	-	-	S	S
BEDROOM				
Dimensions front bed (cm)	85x200-85x195 or 195x 210	150x200	150x210	150x210
Dimensions centre bed (cm)	-	-	-	125x190
Dimensions rear bed (cm)	130/120x210	110/125x210	140x200	(75x210)x2
Bed make-up system with slats retained on track	S	-	-	-
ELECTRICAL INSTALLATION				
Sockets 230V	S 4	S 5	S 5	S 5
Leisure Battery preparation	○	○	○	○
Electrical floor heating	○	○	○	○

EQUIPMENT SERIE

CHASSIS

- Shockabsorbers
- ALKO Safety coupling
- Heavy duty corner steadies
- Wheel trims
- Awning light
- Front window
- Bumper with integrated LED
- 3rd brake light
- Curved ABS front with rounded front-window and integrated gas locker
- Ext. storage access (100x40cm)
- Leisure Air-conditioning preparation
- GRP roof, walls & under-floor
- Exclusive IRP Insulation
- Bicycle racks

EQUIPMENT

- TRUMATIC 3004 Gasheater
- Blown air heating 12V
- Combined blinds & fly nets
- Skylight 70x50 (cm)
- TV-preparation (socket and cable)
- Metallic articulated TV support
- LED lighting

KITCHEN

- Stainless steel sink & 3 burners
- Compressor refrigerator XL Freeze 150L
- Fresh water tank 25L
- Waste water tank 30L (wheeled)
- LED lighting

BATHROOM

- Electrical Thetford cassette toilet
- Shower tray

BEDROOM

- Bed gas strut
- Comfort matrasses (15 cm)
- LED lighting

ELECTRICAL INSTALLATION

- Transformer / charger module 230V/12V including ground fault circuit breaker
- Control Panel
- USB

PACK SPORTING (4kg)

- Alloy wheels
- Entrance mosquito net complete door
- A-frame cover

PACK CAMPER (39kg)

- Electrical floor heating
- Factory fitted Air-conditioning
- Ultra Heat

	560	562
WEIGHTS & DIMENSIONS		
Berths	4	4
Overall Length (m)	7,60	7,60
External body length (m)	6,38	6,38
Internal length (m)	5,60	5,60
Overall height (m) / Internal height (m)	2,58/1,95	2,58/1,95
Overall width (m)	2,30	2,30
Internal width (m)	2,15	2,15
Empty weight (Kg.)	1380	1380
Mass in running order (Kg.) +/-5%	1457	1457
Maxi authorised weight (Kg.)	1550/1600/1800	1550/1600/1800
Awning Length (m) +/- 5%	10,27	10,27
Spare wheel dimensions	195R14 C	195R14 C
CHASSIS		
ALKO Trailer Stability Control (ATC)	O	O
Opening windows	7	7
Spare wheel in gas locker	O	O
A-frame cover	O	O
Factory fitted Air-conditioning	O	O
EQUIPMENT		
Mast	O	O
Carpet	O	O
Comfort Kit	O	O
BEDROOM		
Dimensions front bed (cm)	150x200	85x200 & 85x210
Dimensions rear bed (cm)	140/150x210	140/150x210
Bed make-up system with slats retained on track	S	-
ELECTRICAL INSTALLATION		
Sockets 230V	S 6	S 6
USB	S 2	S 2
Electrical floor heating	O	O

EQUIPMENT SERIE

CHASSIS

- Shockabsorbers
- ALKO Safety coupling
- Heavy duty corner steadies
- Wheel trims
- Awning light
- Front window
- 3rd brake light
- Ext. storage access (100x40cm)
- Leisure Air-conditioning preparation
- GRP roof, walls & under-floor
- Exclusive IRP Insulation
- Bicycle racks

EQUIPMENT

- TRUMATIC 3004 Gasheater
- Blown air heating 12V
- Combined blinds & fly nets
- Entrance mosquito net complete door
- Skylight Heki 2
- TV-preparation (socket and cable)
- Metallic articulated TV support
- Exterior TV socket
- LED lighting

KITCHEN

- Stainless steel sink & 3 burners
- Exterior gas socket
- Extractor hood
- 140L Slim Tower Fridge
- Fresh water tank 50L
- Waste water tank 30L (wheeled)
- Spice rack
- LED lighting

BATHROOM

- Manual Thetford cassette toilet
- Separated shower
- Shower tray
- Shower with flexible hose
- Shower column

BEDROOM

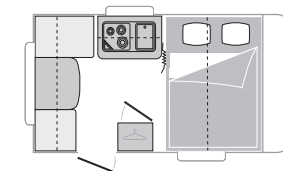
- Slatted bed bases
- Bed gas strut
- Comfort mattresses (17 cm)
- Bedspread
- LED lighting

ELECTRICAL INSTALLATION

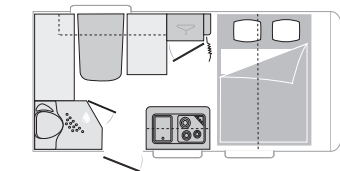
- Transformer / charger module 230V/12V including ground fault circuit breaker
- Control Panel
- Leisure Battery preparation

LAYOUTS

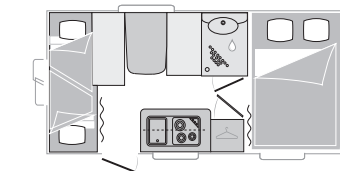
ALBA



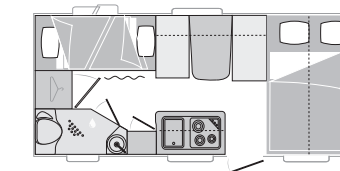
ALBA 340 • 3,30 x 1,95 m



ALBA 390 • 4,00 x 1,95 m

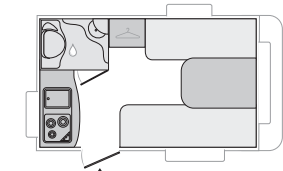


ALBA 426 • 4,50 x 2,15 m

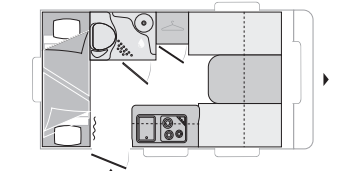


ALBA 496 • 5,00 x 2,15 m

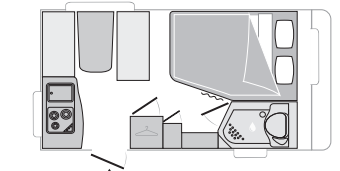
ANTARÈS



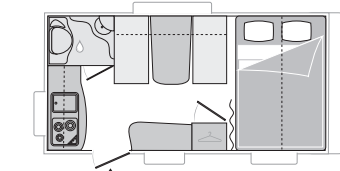
ANTARÈS 335 • 3,30 x 1,95 m



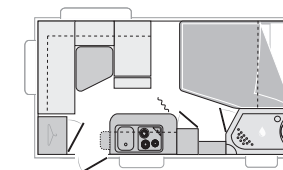
ANTARÈS 386 • 3,80 x 2,15 m



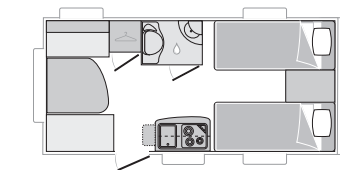
ANTARÈS 395 • 4,00 x 2,15 m



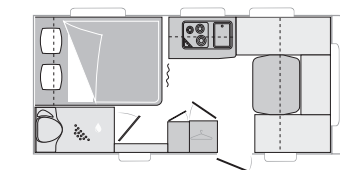
ANTARÈS 400 • 4,20 x 1,95 m



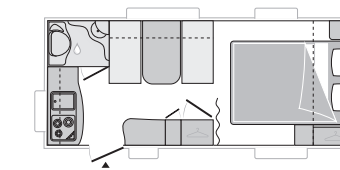
ANTARÈS 420 • 4,20 x 2,15 m



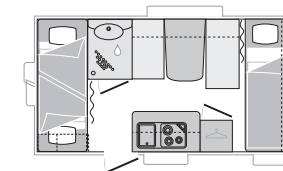
ANTARÈS 450 • 4,70 x 2,15 m



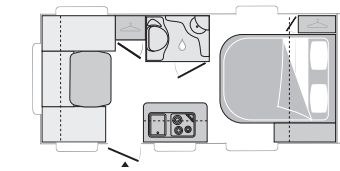
ANTARÈS 455 • 4,70 x 2,15 m



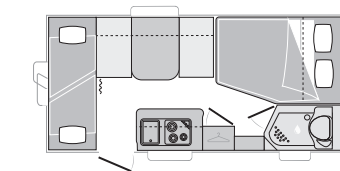
ANTARÈS 460 • 5,00 x 2,15 m



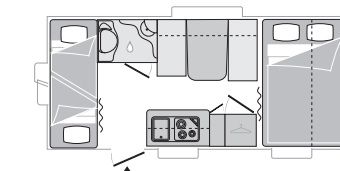
ANTARÈS 466 • 4,70 x 2,15 m



ANTARÈS 470 • 5,00 x 2,15 m

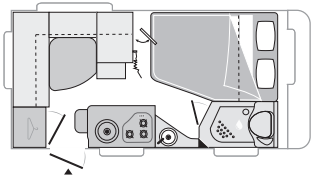


ANTARÈS 476 • 4,70 x 2,15 m

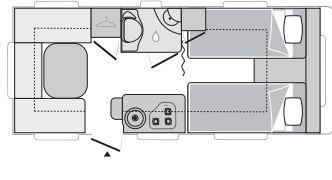


ANTARÈS 486 • 5,00 x 2,15 m

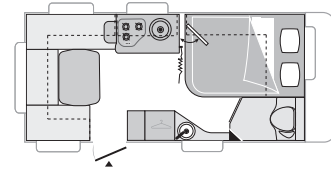
ARTICA



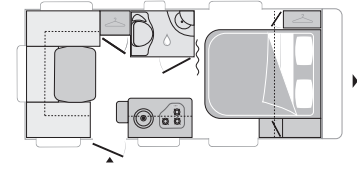
ARTICA 420 • 4,20 x 2,15 m



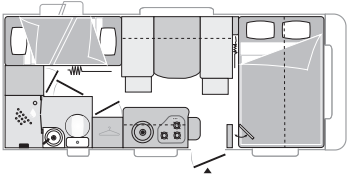
ARTICA 450 • 5,00 x 2,15 m



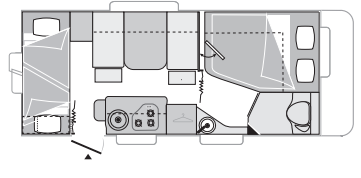
ARTICA 465 • 4,70 x 2,15 m



ARTICA 470 • 5,00 x 2,15 m

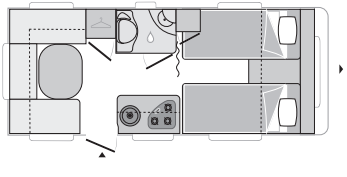


ARTICA 496 • 5,20 x 2,15 m

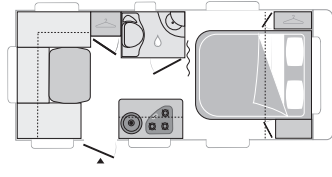


ARTICA 516 • 5,20 x 2,15 m

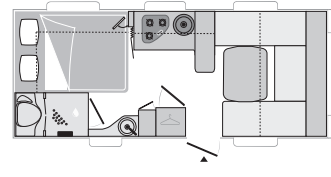
ALLEGRA



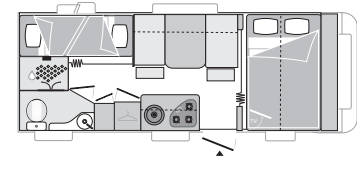
ALLEGRA 450 • 5,00 x 2,15 m



ALLEGRA 470 • 5,00 x 2,15 m

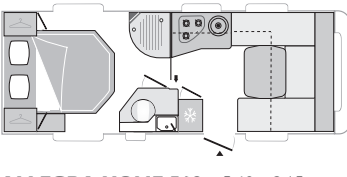


ALLEGRA 475 • 5,00 x 2,15 m

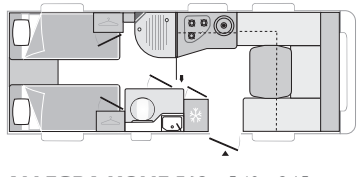


ALLEGRA 536 • 5,60 x 2,15 m

ALLEGRA HOME



ALLEGRA HOME 560 • 5,60 x 2,15 m



ALLEGRA HOME 562 • 5,60 x 2,15 m



WHERE WILL FREEDOM TAKE YOU?

TRIGANOVDL - Customer Service Center - 130 route de Lamastre - 07300 Tournon-sur-Rhône - France